

# Tacx

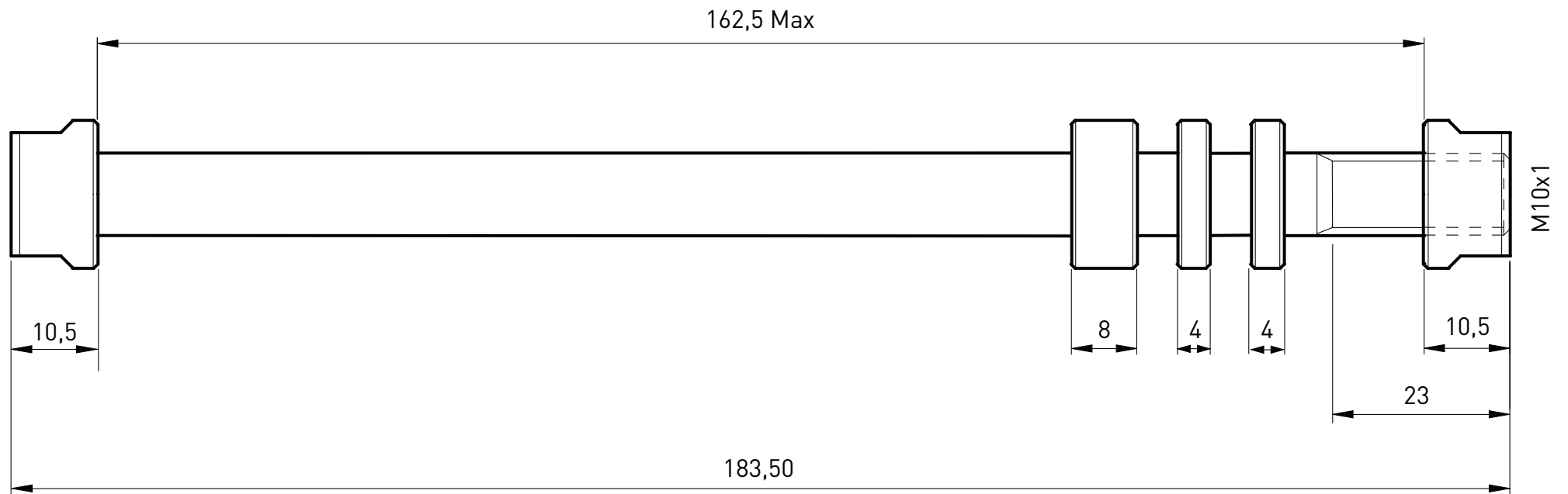
## Dimensions of Tacx trainer axles

T1707, T1708, T1709, T1710, T1711, T2835 & T2840

Last updated February 2016

# Trainer axle for E-Thru 10 mm T1706

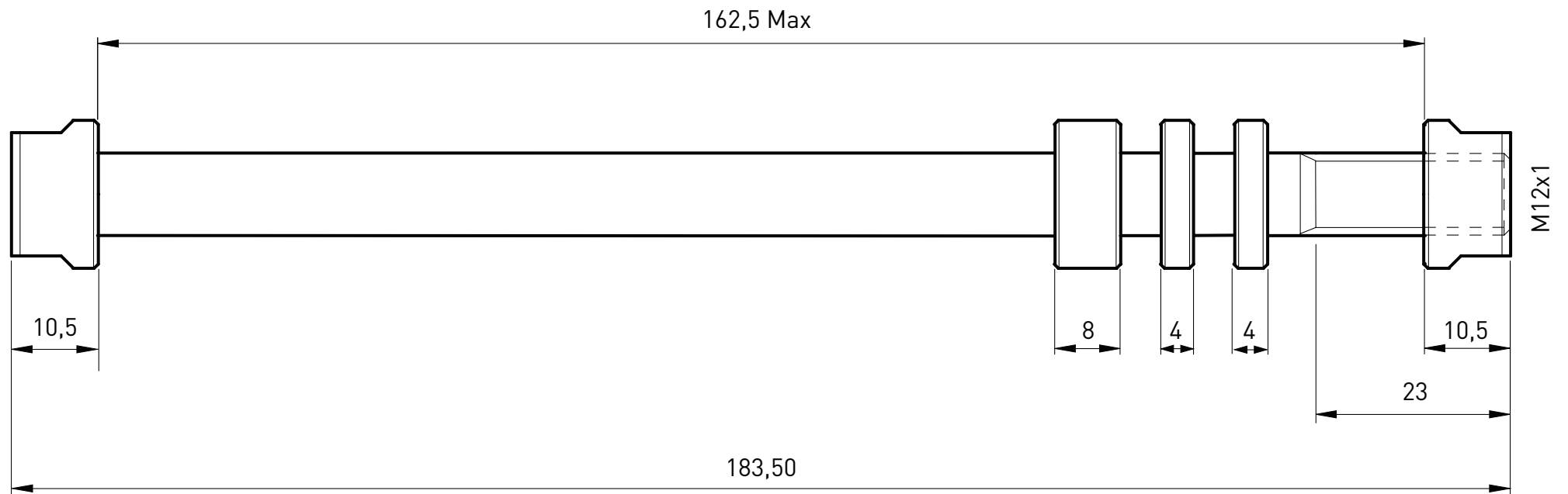
Suitable for Tacx trainers with rear wheel drive: Genius, IRONMAN, Bushido, Vortex, Flow, Satori, Booster, Blue Motion, Blue Matic and Blue Twist



All sizes are shown in millimeters (mm)

# Trainer axle for E-Thru 12 mm T1707

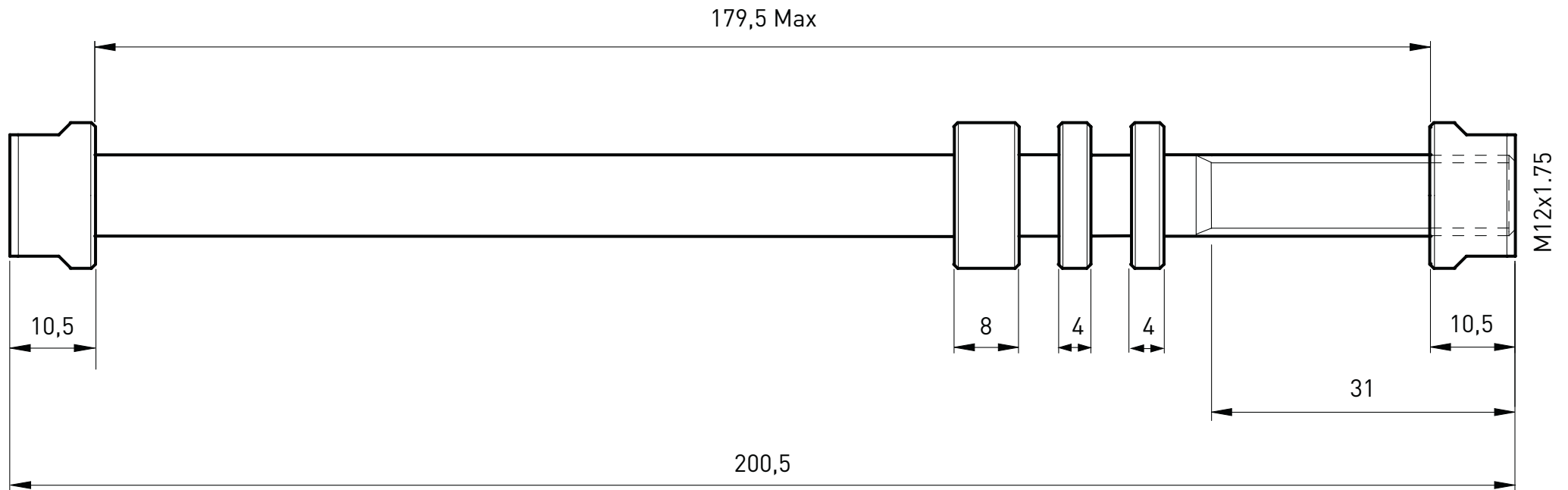
Suitable for Tacx trainers with rear wheel drive: Genius, IRONMAN, Bushido, Vortex, Flow, Satori, Booster, Blue Motion, Blue Matic and Blue Twist



All sizes are shown in millimeters (mm)

# Trainer axle M12x1.75 for E-Thru T1708

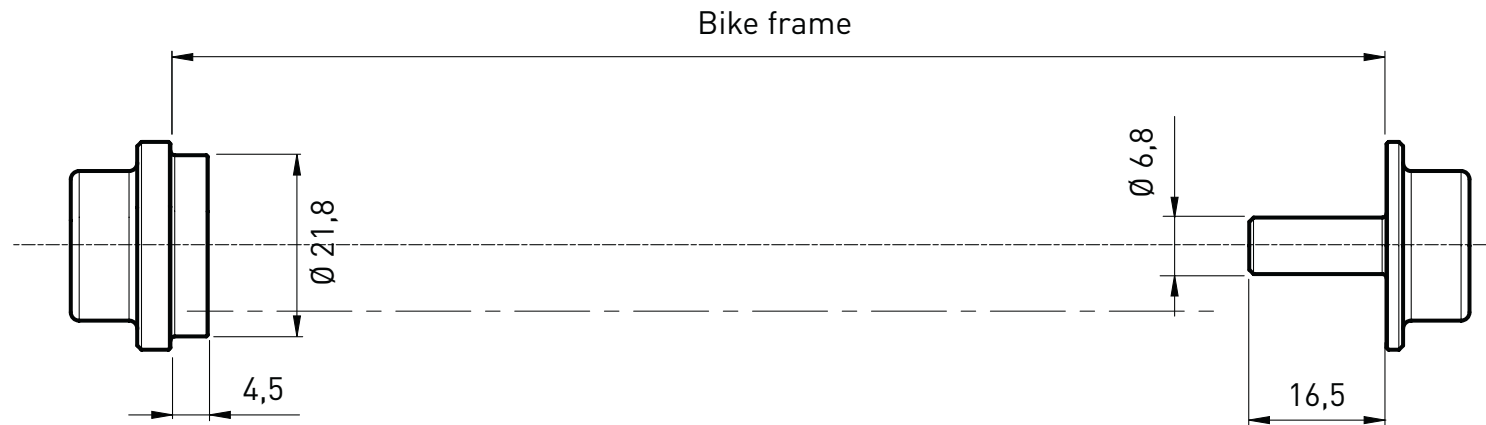
Suitable for Tacx trainers with rear wheel drive: Genius, IRONMAN, Bushido, Vortex, Flow, Satori, Booster, Blue Motion, Blue Matic and Blue Twist



All sizes are shown in millimeters (mm)

# Trainer adapter for X-12 axle T1709

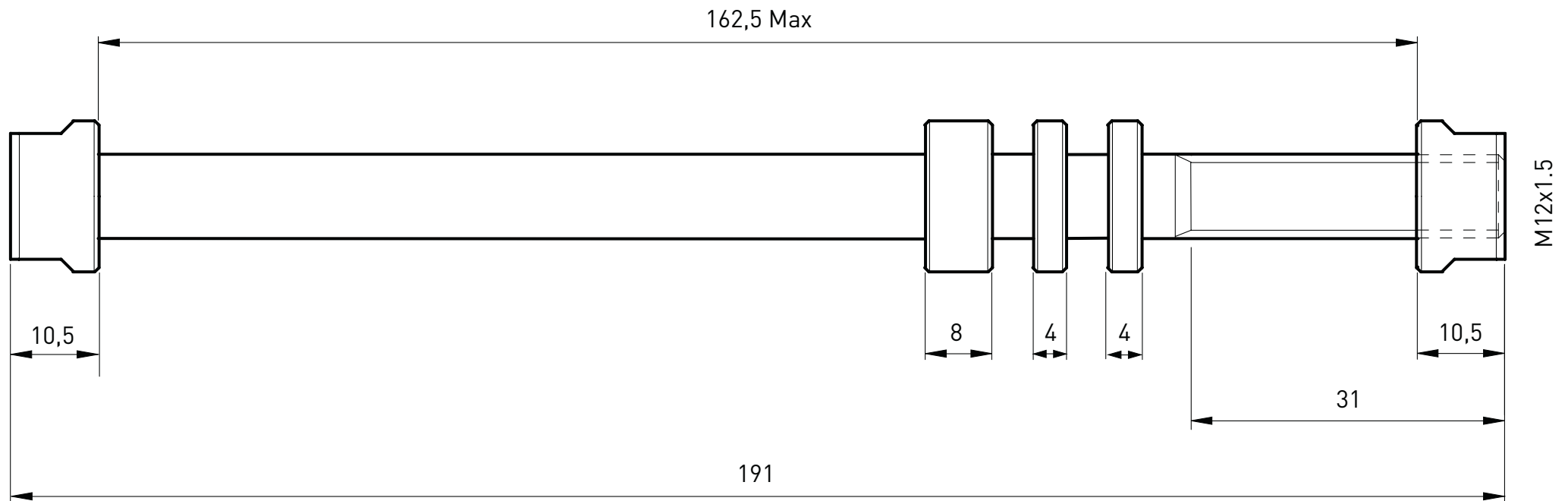
Suitable for Tacx trainers with rear wheel drive: Genius, IRONMAN, Bushido, Vortex, Flow, Satori, Booster, Blue Motion, Blue Matic and Blue Twist



All sizes are shown in millimeters (mm)

# Trainer axle M12x1.5 for E-Thru T1710

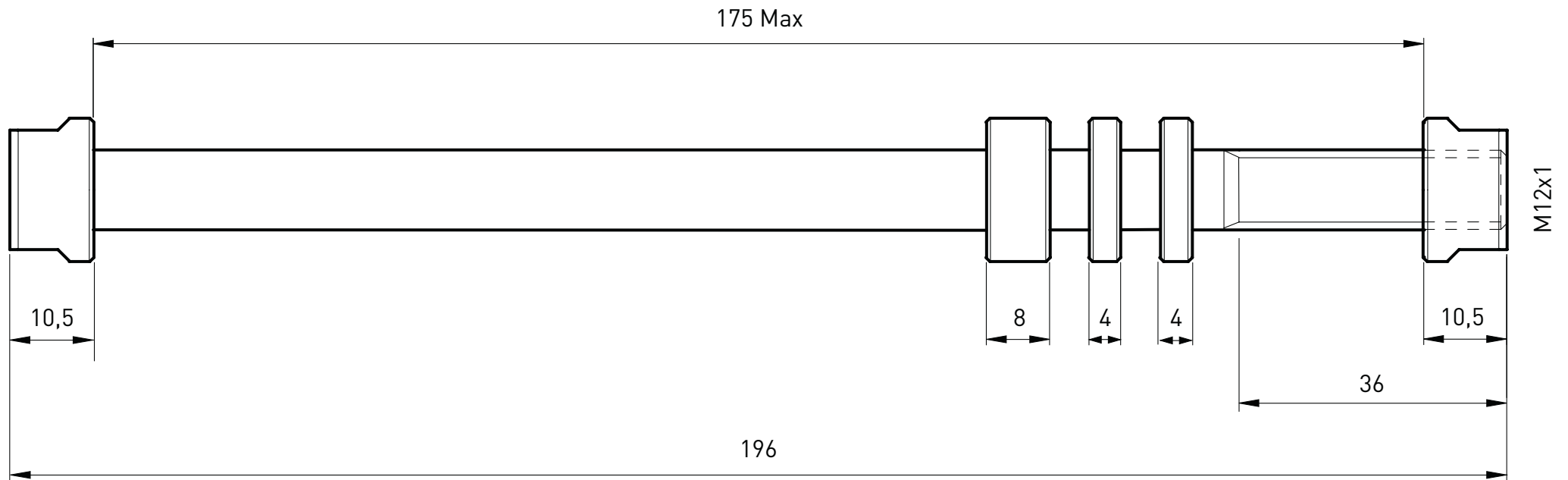
Suitable for Tacx trainers with rear wheel drive: Genius, IRONMAN, Bushido, Vortex, Flow, Satori, Booster, Blue Motion, Blue Matic and Blue Twist



All sizes are shown in millimeters (mm)

# Trainer axle M12x1 for E-Thru T1711


Suitable for Tacx trainers with rear wheel drive: Genius, IRONMAN, Bushido, Vortex, Flow, Satori, Booster, Blue Motion, Blue Matic and Blue Twist



All sizes are shown in millimeters (mm)

# Direct drive quick release with adapter set 142x12mm T2835

Suitable for Tacx trainers with direct drive: NEO



All sizes are shown in millimeters (mm)



# Direct drive quick release with adapter set 135x10mm T2840

Suitable for Tacx trainers with direct drive: NEO



All sizes are shown in millimeters (mm)

**Tacx**